

OWNER'S MANUAL

P3149 Built-in Sidewinder™ AC Electric Pump

DUAL FUNCTION: INFLATION & DEFLATION

EXCLUSIVELY DESIGNED FOR AIR BEDS

NOTICE: READ CAREFULLY BEFORE OPERATING AND SAVE THESE INSTRUCTIONS.

CAUTION: TO AVOID THE RISK OF ELECTRIC SHOCK, DO NOT EXPOSE TO WATER OR RAIN.

WARNING :

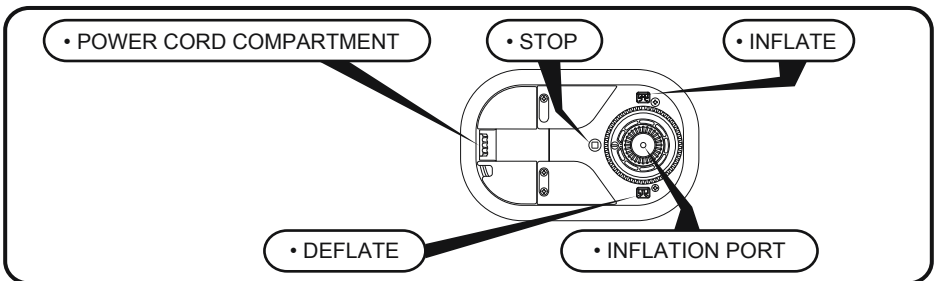
1. If instruction is missed, please contact with Bestway or search it in website: www.bestwaycorp.com.
2. Unplug or disconnect the appliance from the power supply before using and servicing.
3. If the supply cord is damaged, it must be replaced by the manufacturer, its service agent or similarly qualified persons in order to avoid a hazard.
4. Motor for short time operation only. Inflate only for 5 minutes and deflate only for 5 minutes. Make sure motor's run time at a time not exceeds 5 minutes.
5. The air vent on the cover should be kept free of debris during use.
6. Product must be stored in a dry location.
7. After use, airbeds may require additional air to increase firmness. Add air to proper firmness.
8. This appliance is not intended for use by persons (including children) with reduced physical, sensory or mental capabilities, or lack of experience and knowledge, unless they have been given supervision or instruction concerning use of the appliance by a person responsible for their safety. Children should be supervised to ensure that they do not play with the appliance.

NOTE: This product is not intended for commercial use.

NOTE: Drawings for illustration purpose only. May not reflect actual product. Not to scale.

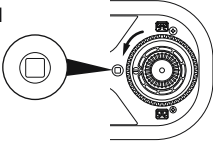
CLEANING & STORAGE:

1. If product gets dirty, use a clean damp cloth and wipe gently on the flocked and PVC surface. Do not use harsh detergents to clean. Fold and store after product is dried.
2. Before storing the product, release all the air. Store in a cool and dry place.
3. Do not place sharp or heavy objects near or on top of the mattress. Doing so will cause damage and tears.

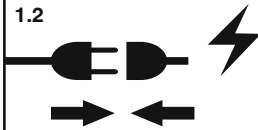


• INFLATION

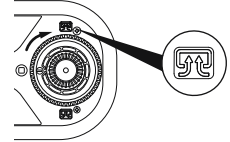
1.1



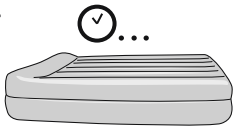
1.2



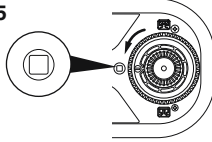
1.3



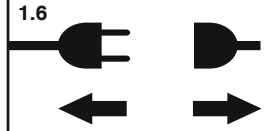
1.4



1.5

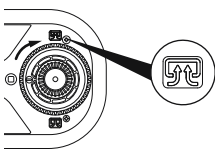


1.6

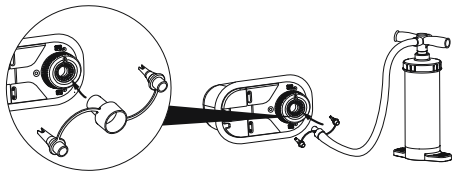


• INFLATE WITH HAND PUMP (not included)

2.1



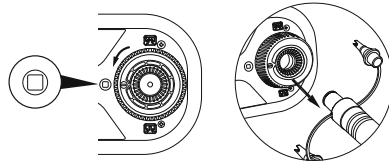
2.2



2.3

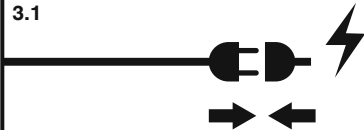


2.4

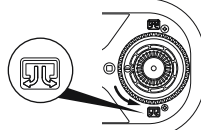


• DEFLATION

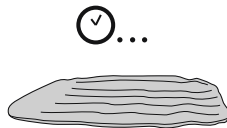
3.1



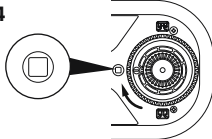
3.2



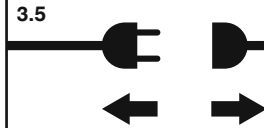
3.3



3.4



3.5



• MANUAL-DEFLATION

